


# Multi-Modality Breast Biopsy and Sonographic Trainer

Durable Training Phantom for Ultrasound, Mammography, X-Ray and MRI

- Heterogeneous tissue to simulate imaging of human breast
- Encased in flexible membrane for increased durability
- Self-sealing material for extended phantom use
- Cystic, dense, high stiffness and attenuative masses for biopsy training



## A Versatile Tool for Shaping Best Practices

The CIRS Multi-Modality Breast Biopsy and Sonographic Trainer is designed to train users in various aspects of breast imaging and image-guided interventional procedures. Accurately mimicking the heterogeneous appearance of breast tissue under ultrasound, mammography and MRI, the phantom features embedded cystic and dense lesions.

Half of the phantom's dense lesions have a spiculated shape, while the remaining are spherically shaped – with a 100-300 micron microcalcification embedded within. In addition to helping users identify different types of masses in the complex structure of the breast, the calcifications are useful markers for image registration between modalities.

## Featuring Z-Skin™ Membrane

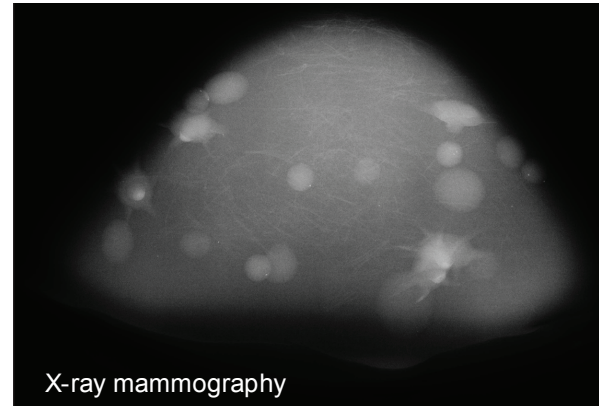
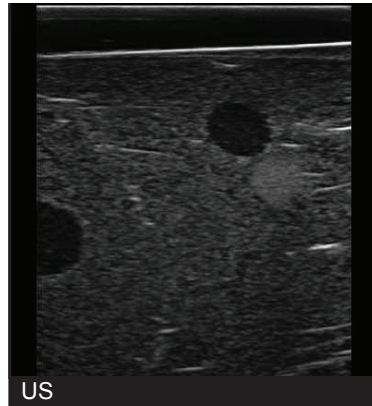
The phantom includes a patent-pending<sup>1</sup> Z-Skin™ membrane that simulates the look and feel of skin during scanning and biopsy. The material closes up on itself after puncture with a needle, providing protection from desiccation even after multiple training sessions.

The material inside the phantom is formulated to minimize the effect of needle tracks while practicing biopsy techniques. This material also has remarkable self-sealing properties, with tracks typically disappearing within minutes of needle removal. This capability supports re-use, as each mass may be biopsied multiple times.

<sup>1</sup>PCT/US2006/039597

## Phantom in Use

The CIRS Multi-Modality Breast Biopsy and Sonographic Trainer (Model 073) is compatible with X-ray, ultrasound, and MRI.



## Phantom Specifications

<b>Tray Dimensions:</b>	26 cm x 23 cm x 7.5 cm (10" x 9" x 3")
<b>Breast Size:</b>	500 cc (14 cm x 11 cm at base, 8 cm high)
<b>Total Weight:</b>	1 lb. (0.4 kg)
<b>Membrane Material:</b>	Z-Skin™ elastomer
<b>Background Gel Material:</b>	Zerdine®
<b>Cystic Masses:</b>	Qty: 5-10
<b>Dense Masses:</b>	Material: Zerdine®-based, anechoic under ultrasound

Custom lesions are available upon request.

## Items included with Model 073

Quantity:	Description
1	Multi-Modality Breast Biography and Songraphic Trainer
1	User Guide
-	12-Month Warranty*

\*Once any device has been inserted into the phantom (biopsy needles, localization wires, etc.), the 12-month warranty will not cover claims related to material desiccation or needle tracking.